

# Task 1 Feedback

\* Required

1. Participant code \*

---

Strategies: what are your strategies to complete this task?

2.



---

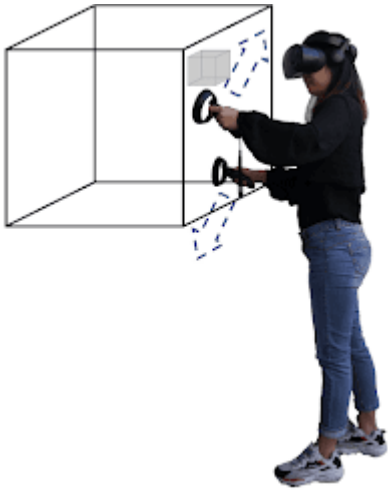
---

---

---

---

3.



---

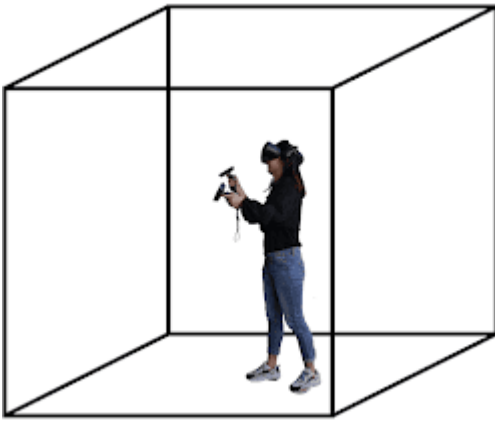
---

---

---

---

4.



---

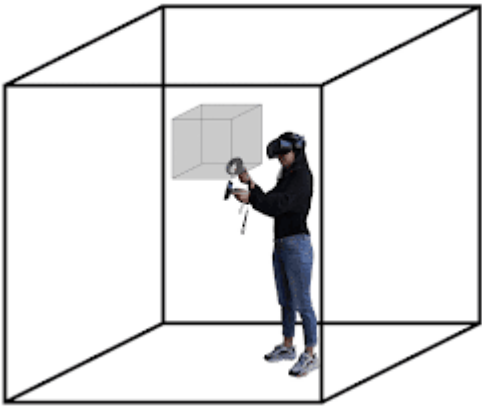
---

---

---

---

5.



---

---

---

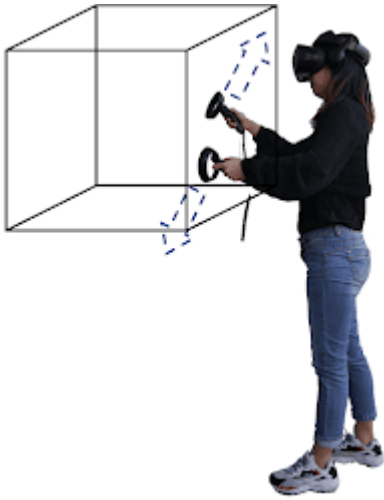
---

---

Confidence

How confident were you with each type of visualizations?

6.

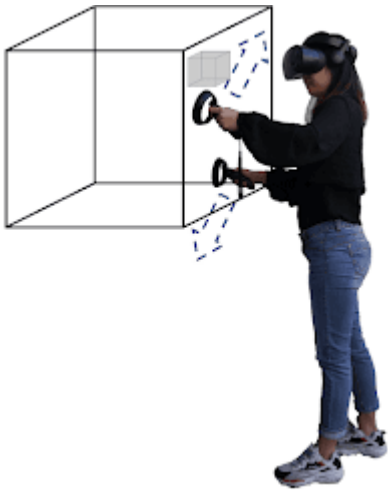


Mark only one oval.

1 2 3 4 5

Not confident at all      Very confident

7.

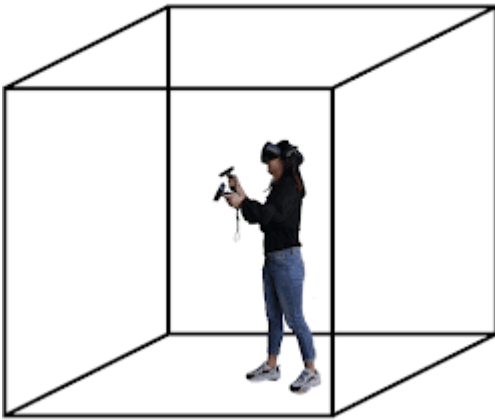


Mark only one oval.

1 2 3 4 5

Not confident at all      Very confident

8.

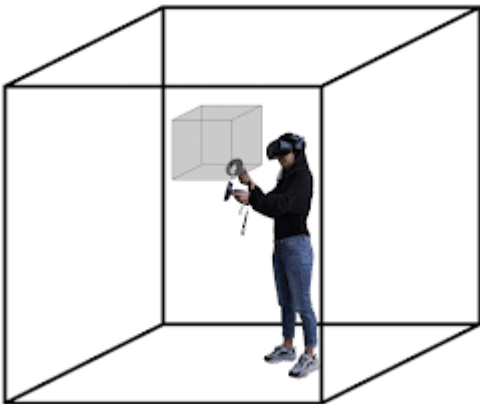


Mark only one oval.

1 2 3 4 5

Not confident at all      Very confident

9.



Mark only one oval.

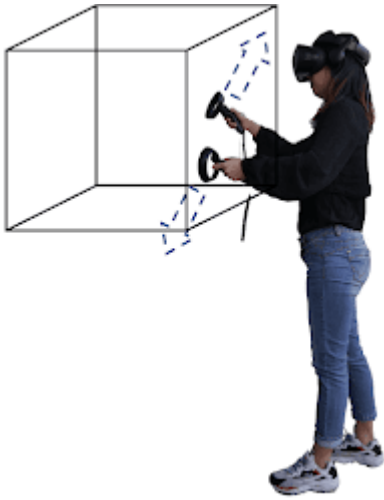
1 2 3 4 5

Not confident at all      Very confident

Mentally Demand

How mentally demanding was the task with each type of visualizations?

10.



Mark only one oval.

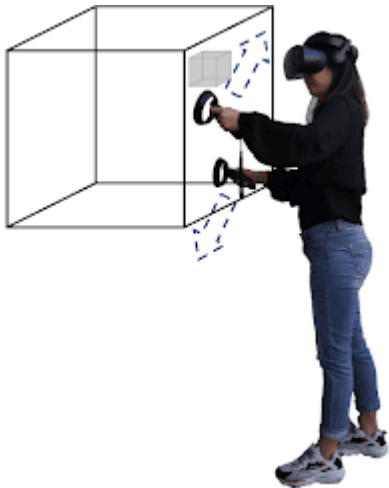
1 2 3 4 5

---

Very low      Very high

---

11.



Mark only one oval.

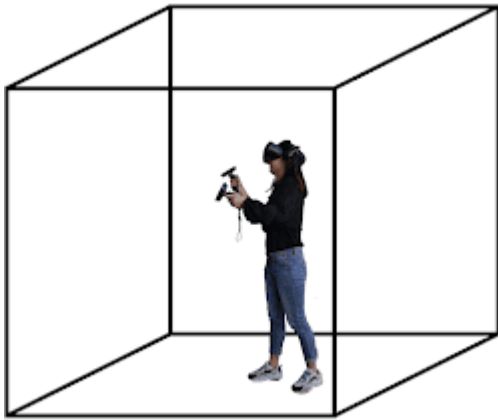
1 2 3 4 5

---

Very low      Very high

---

12.



Mark only one oval.

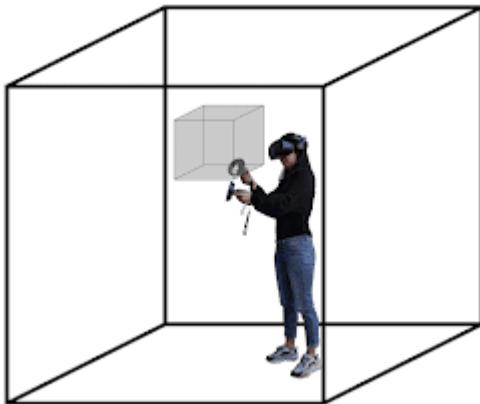
1      2      3      4      5

---

Very low                  Very high

---

13.



Mark only one oval.

1      2      3      4      5

---

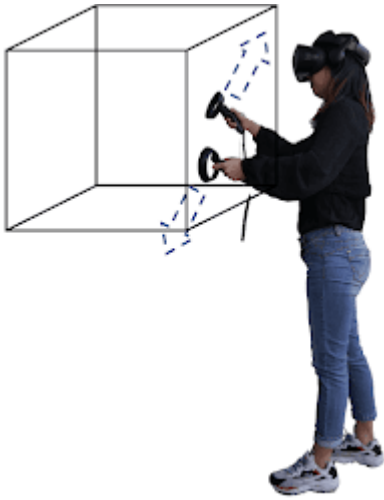
Very low                  Very high

---

Physical Demand

How physically demanding was the task with each type of visualizations?

14.



Mark only one oval.

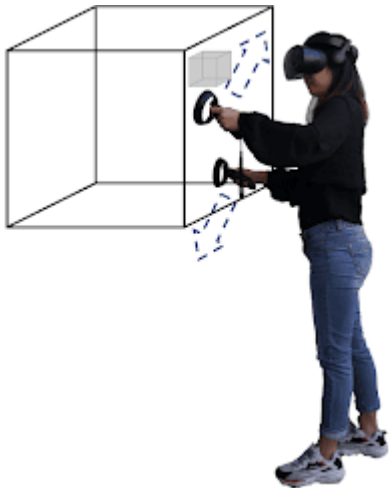
1      2      3      4      5

---

Very low                  Very high

---

15.



Mark only one oval.

1      2      3      4      5

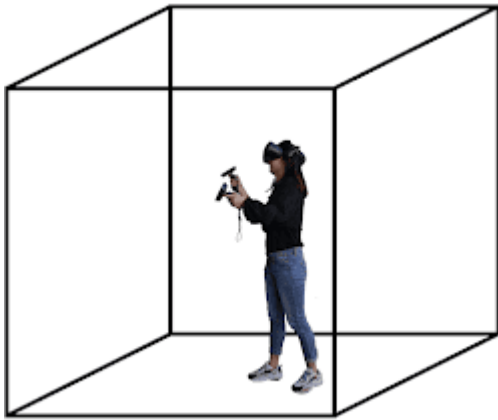
---

Very low                  Very high

---



16.



Mark only one oval.

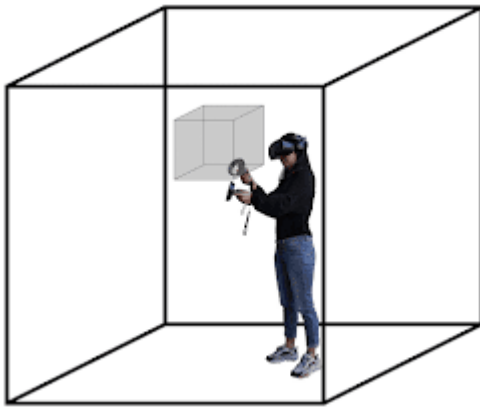
1      2      3      4      5

---

Very low                  Very high

---

17.



Mark only one oval.

1      2      3      4      5

---

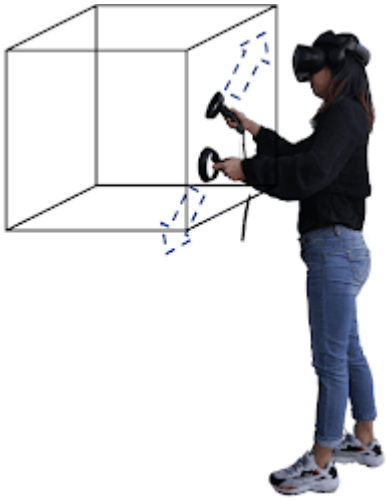
Very low                  Very high

---

Ranking

Which one do you like most? (No repeat choice)

18.



Mark only one oval.

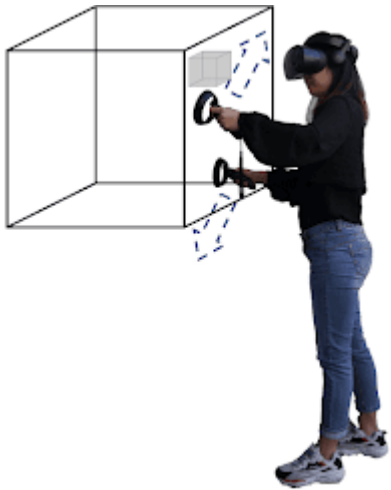
1      2      3      4

---

Best     Worst

---

19.



Mark only one oval.

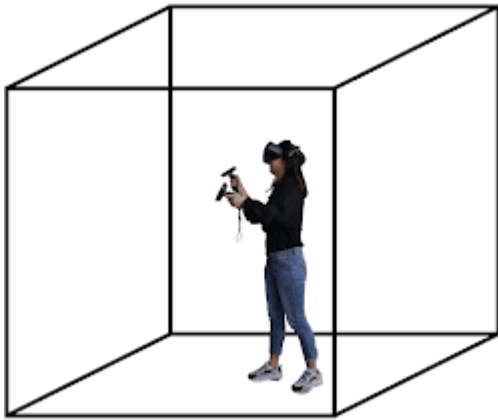
1      2      3      4

---

Best     Worst

---

20.

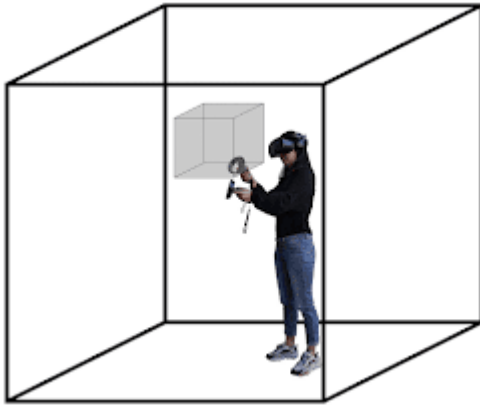


Mark only one oval.

1      2      3      4

Best     Worst

21.



Mark only one oval.

1      2      3      4

Best     Worst

---

This content is neither created nor endorsed by Google.

# Overall

\* Required

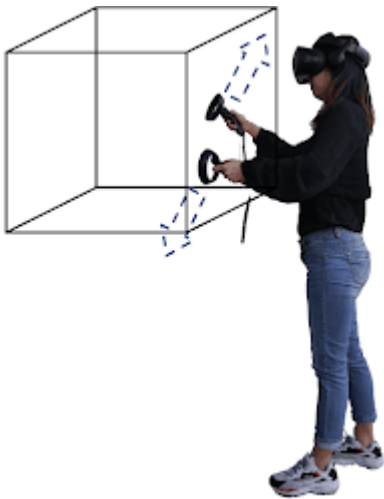
1. Participant code

---

Usability

Overall, I would rate the usability of each visualization as

2. \*



Mark only one oval.

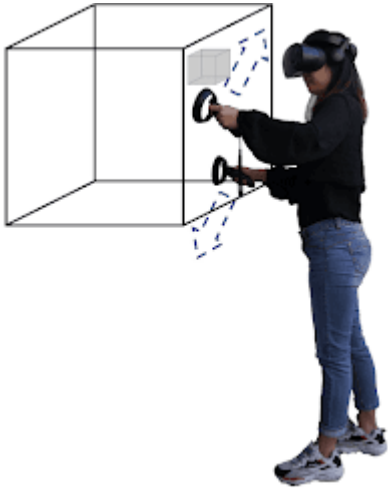
1    2    3    4    5

---

Awful      Excellent

---

3. \*

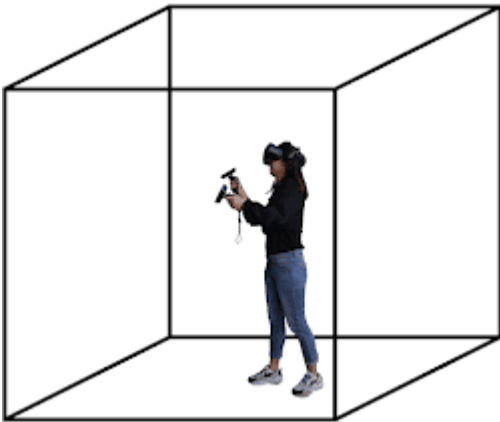


Mark only one oval.

1 2 3 4 5

Awful      Excellent

4. \*

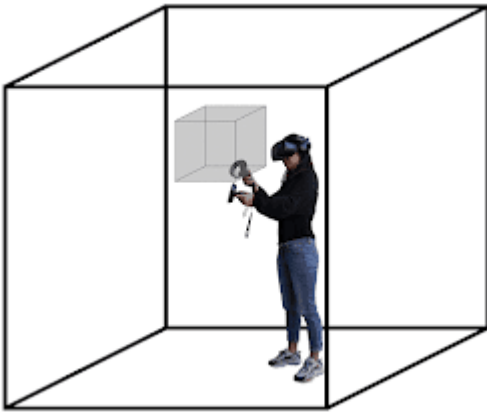


Mark only one oval.

1 2 3 4 5

Awful      Excellent

5.



Mark only one oval.

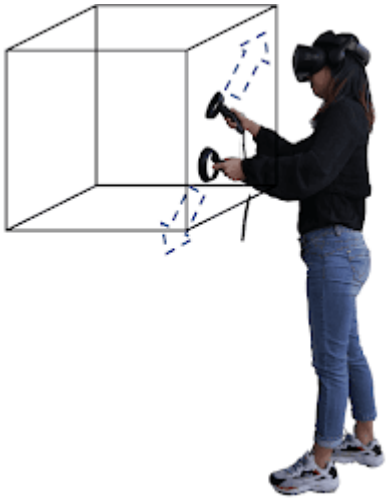
1      2      3      4      5

Awful      Excellent

### Pros and Cons

Are there any pros and cons you would like to say about each type of visualizations?

6.



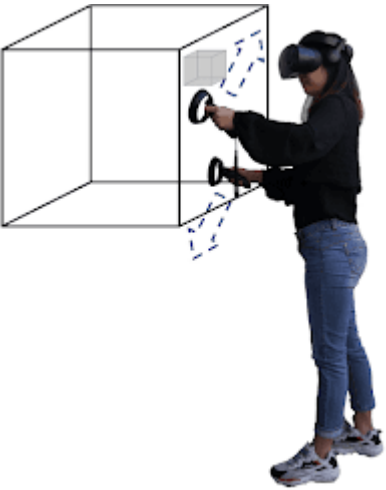
---

---

---

---

7.



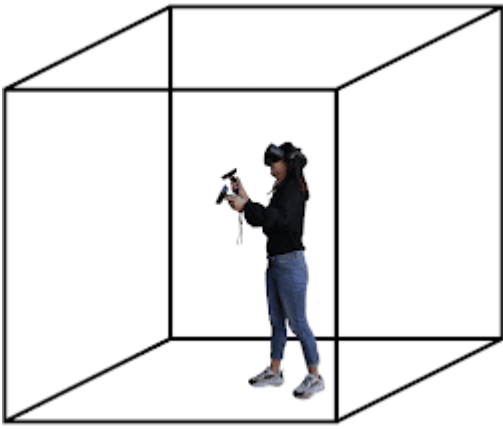
---

---

---

---

8.



---

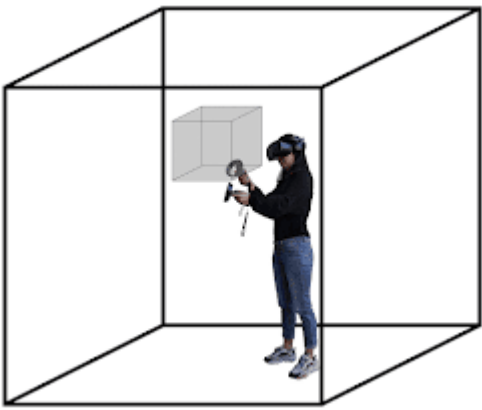
---

---

---

---

9.



---

---

---

---

---

Demographics



10. What is the highest level of education you have achieved? \*

*Mark only one oval.*

- Bachelor's degree
- Some graduate school
- Master's degree
- Ph.D.
- Prefer not to say
- Other: \_\_\_\_\_

11. Degrees earned have been in:

*Mark only one oval.*

- Economics
- Mathematics/Statistics
- Computer and/or Information Science
- Accounting
- Engineering
- Design
- Prefer not to say
- Other: \_\_\_\_\_

12. How much time do you spend playing computer or video games each week, on average?

*Mark only one oval.*

- None
- Less than 1 hour
- 1-2 hours
- 2-5 hours
- 5-10 hours
- More than 10 hours

13. How much time have you spent in VR in total prior to this study?

*Mark only one oval.*

- None
- 0-5 hours
- 5-20 hours
- More than 20 hours

---

This content is neither created nor endorsed by Google.

Google Forms